



FIM TRIAL WORLD CHAMPIONSHIP

FIM TRIAL DES NATIONS

TRIAL DES NATIONS 2013

LA CHATRE - TC DU PAYS DE LA CHATRE - FFM

FRANCE

07/09/2013

FINAL RESULTS

LADIES

Sections	15	+ 15	T1	LAP 1	LAP 2	T2	TOTAL	0	1	2	3	5	20	YC	EX	TIME
----------	----	------	----	-------	-------	----	-------	---	---	---	---	---	----	----	----	------

1	<u>ACU</u>	GREAT BRITAIN		0	9	7	0	16	76	4	1	8	1	0	0	0	13 h 5 m 59 s
---	------------	---------------	--	---	---	---	---	----	----	---	---	---	---	---	---	---	---------------



LAP 1															15 Sections
1	2	3	4	5	6	7	8	9	10	11	12	13	14	15	
0	0	0	0	0	0	0	0	0	3	6	0	0	0	0	

LAP 2															15 Sections
1	2	3	4	5	6	7	8	9	10	11	12	13	14	15	
0	0	0	0	0	0	0	0	0	3	4	0	0	0	0	



BRISTOW EMMA - SHERCO // COLES JOANNE - GAS GAS // COOK REBEKAH - BETA

2	<u>RFME</u>	SPAIN		0	18	15	0	33	68	5	1	7	9	0	0	0	12 h 17 m 23 s
---	-------------	-------	--	---	----	----	---	----	----	---	---	---	---	---	---	---	----------------



LAP 1															15 Sections
1	2	3	4	5	6	7	8	9	10	11	12	13	14	15	
0	0	0	0	0	5	1	0	0	6	6	0	0	0	0	

LAP 2															15 Sections
1	2	3	4	5	6	7	8	9	10	11	12	13	14	15	
0	0	0	0	0	2	0	0	0	7	6	0	0	0	0	



CONDE MIREIA - BETA // GOMEZ SANDRA - -- // SOLERA ELISABET - GAS GAS



FIM TRIAL WORLD CHAMPIONSHIP



TRIAL DES NATIONS 2013

LA CHATRE - TC DU PAYS DE LA CHATRE - FFM

FRANCE

07/09/2013

FINAL RESULTS

LADIES

Sections	15	+ 15	T1	LAP 1	LAP 2	T2	TOTAL	0	1	2	3	5	20	YC	EX	TIME
3	<u>DMSB</u>	GERMANY	0	27	13	0	40	62	8	5	3	12	0	0	0	12 h 11 m 54 s



LAP 1															15 Sections
1	2	3	4	5	6	7	8	9	10	11	12	13	14	15	
0	0	0	0	0	6	3	0	0	10	7	1	0	0	0	

LAP 2															15 Sections
1	2	3	4	5	6	7	8	9	10	11	12	13	14	15	
0	0	0	0	0	1	0	0	0	5	7	0	0	0	0	



BÄUML THERESA - -- // WILDE INA - SHERCO // WULF JESSICA - BETA

4	<u>FFM</u>	FRANCE	0	34	16	0	50	56	5	1	4	24	0	0	0	12 h 38 m 26 s
---	------------	--------	---	----	----	---	----	----	---	---	---	----	---	---	---	----------------



LAP 1															15 Sections
1	2	3	4	5	6	7	8	9	10	11	12	13	14	15	
0	0	0	0	0	5	10	0	0	8	6	5	0	0	0	

LAP 2															15 Sections
1	2	3	4	5	6	7	8	9	10	11	12	13	14	15	
0	0	0	0	0	1	0	0	0	10	5	0	0	0	0	



JOURNET MARILYNE - BETA // JUFFET SANDRINE - -- // MASANES PAULINE - GAS GAS



FIM TRIAL WORLD CHAMPIONSHIP

FIM TRIAL DES NATIONS

TRIAL DES NATIONS 2013

LA CHATRE - TC DU PAYS DE LA CHATRE - FFM

FRANCE

07/09/2013

FINAL RESULTS


LADIES

Sections	15	+ 15	T1	LAP 1	LAP 2	T2	TOTAL	0	1	2	3	5	20	YC	EX	TIME
5	FMI	ITALY	0	34	42	0	76	48	5	2	5	30	0	0	0	13 h 7 m 43 s



LAP 1															15 Sections
1	2	3	4	5	6	7	8	9	10	11	12	13	14	15	
0	0	0	0	0	10	3	0	0	10	10	1	0	0	0	

LAP 2															15 Sections
1	2	3	4	5	6	7	8	9	10	11	12	13	14	15	
0	0	0	0	0	10	8	0	0	6	10	3	0	5	0	




BALDUCCHI MARTINA - -- // PERETTI ELISA - GAS GAS // TRENTINI SARA - BETA

6	MA	AUSTRALIA	0	59	40	0	99	31	14	5	9	31	0	0	0	12 h 34 m 50 s
---	-----------	-----------	---	----	----	---	-----------	----	----	---	---	----	---	---	---	----------------



LAP 1															15 Sections
1	2	3	4	5	6	7	8	9	10	11	12	13	14	15	
0	0	1	0	1	10	6	3	5	10	10	7	1	5	0	

LAP 2															15 Sections
1	2	3	4	5	6	7	8	9	10	11	12	13	14	15	
0	0	0	2	0	6	7	0	1	8	8	6	1	1	0	



LONIE BROOKE - GAS GAS // MCKINNON KRISTIE - GAS GAS // REED ADINA - BETA



FIM TRIAL WORLD CHAMPIONSHIP

FIM TRIAL DES NATIONS

TRIAL DES NATIONS 2013

LA CHATRE - TC DU PAYS DE LA CHATRE - FFM

FRANCE

07/09/2013

FINAL RESULTS

LADIES

Sections	15	+ 15	T1	LAP 1	LAP 2	T2	TOTAL	0	1	2	3	5	20	YC	EX	TIME
7	<u>AMA</u>	UNITED STATES	0	52	49	0	101	44	3	6	6	31	0	0	0	13 h 42 m 46 s



LAP 1															15 Sections
1	2	3	4	5	6	7	8	9	10	11	12	13	14	15	
3	0	0	0	1	10	10	0	0	10	8	10	0	0	0	

LAP 2															15 Sections
1	2	3	4	5	6	7	8	9	10	11	12	13	14	15	
0	0	0	0	2	10	7	0	2	10	10	7	0	1	0	



ALLEN CAROLINE - GAS GAS // ALTMAN CAROLINE - GAS GAS // HASSLER RACHEL - GAS GAS

8	<u>NMF</u>	NORWAY	0	61	62	0	123	27	15	11	2	35	0	0	0	14 h 1 m 29 s
---	------------	--------	---	----	----	---	-----	----	----	----	---	----	---	---	---	---------------



LAP 1															15 Sections
1	2	3	4	5	6	7	8	9	10	11	12	13	14	15	
3	0	0	0	2	10	10	1	2	10	10	10	0	3	0	

LAP 2															15 Sections
1	2	3	4	5	6	7	8	9	10	11	12	13	14	15	
2	1	1	6	0	10	10	1	1	10	10	7	3	0	0	



DYBEDAHL CAMILLA HELEN - GAS GAS // MELCHIOR ERIKA - BETA // SØRLIE HELENE - GAS GAS



FIM TRIAL WORLD CHAMPIONSHIP



TRIAL DES NATIONS 2013





LA CHATRE - TC DU PAYS DE LA CHATRE - FFM





FRANCE

07/09/2013

FINAL RESULTS

LADIES

Sections 15 + 15		T1	LAP 1	LAP 2	T2	TOTAL	0	1	2	3	5	20	YC	EX	TIME		
9	MNZ		NEW ZEALAND	0	88	93	0	181	11	9	4	8	58	0	0	0	13 h 51 m 28 s
		<p style="text-align: center;">LAP 1 15 Sections</p> <p>1 2 3 4 5 6 7 8 9 10 11 12 13 14 15</p> <p>5 4 2 3 3 10 10 5 6 10 10 10 5 5 0</p> <p style="text-align: center;">LAP 2 15 Sections</p> <p>1 2 3 4 5 6 7 8 9 10 11 12 13 14 15</p> <p>8 5 1 6 3 10 8 6 5 10 10 10 3 7 1</p>															
		<p style="text-align: center;">DOWNES STEFANIE - SHERCO // GUNDRY GABRIELLE - GAS GAS // -- --</p>															
		<div style="display: flex; justify-content: space-around; align-items: center;">   </div> <div style="text-align: center; margin-top: 10px;"> <p>NO RIDER</p>  </div>															

10	MFJ		JAPAN	0	111	78	0	189	11	3	6	18	52	0	0	0	13 h 56 m 35 s
		<p style="text-align: center;">LAP 1 15 Sections</p> <p>1 2 3 4 5 6 7 8 9 10 11 12 13 14 15</p> <p>5 8 8 6 8 10 10 5 10 10 10 10 3 8 0</p> <p style="text-align: center;">LAP 2 15 Sections</p> <p>1 2 3 4 5 6 7 8 9 10 11 12 13 14 15</p> <p>0 2 5 4 0 10 8 6 6 10 10 10 2 5 0</p>															
		<p style="text-align: center;">KODAMA ERIKA - MONTESA // OKIMOTO YUKA - GAS GAS // SASAKI JUNKO - GAS GAS</p>															
		<div style="display: flex; justify-content: space-around; align-items: center;">   </div> <div style="text-align: center; margin-top: 10px;">  </div>															



FIM TRIAL WORLD CHAMPIONSHIP

FIM TRIAL DES NATIONS

TRIAL DES NATIONS 2013

LA CHATRE - TC DU PAYS DE LA CHATRE - FFM

FRANCE

07/09/2013

FINAL RESULTS

LADIES

Sections 15 + 15		T1	LAP 1	LAP 2	T2	TOTAL	0	1	2	3	5	20	YC	EX	TIME	
11	<u>MCUI</u>	IRELAND	0	129	126	0	255	2	1	3	11	73	0	0	0	14 h 14 m 44 s



LAP 1															15 Sections
1	2	3	4	5	6	7	8	9	10	11	12	13	14	15	
5	10	8	7	5	10	10	4	10	10	10	10	10	10	10	

LAP 2															15 Sections
1	2	3	4	5	6	7	8	9	10	11	12	13	14	15	
5	8	8	8	8	10	10	5	8	10	10	10	10	8	8	



CALLAGHAN KATE - BETA // HANLON MICHELLE - GAS GAS // -- - --