

Final results

Europe EC-JUN-o40 3

11.08.13 Hvervenbukta

European Championship








Pos	Bib	Name	B	Federation	Manuf	CC	Lap		Total	Count of					Penalty		Time	Allow.	Status
							1	2		0	1	2	3	5	5	20			
1	7	Karlsson Eddie	94	SVEMO	 Jotagas	300	11	8	19	23	4	0	0	3	0	0	03:31:37	0	
		S1 S2 S3 S4 S5 S6 S7 S8 S9 S10 S11 S12 S13 S14 S15																	
Lap: 1		0 0 0 0 0 0 5 0 5 0 0 1 0 0 0																	
Lap: 2		0 0 0 0 0 0 1 0 5 0 1 0 0 1 0																	
2	2	Cotone Luca	91	FMI	 Gas Gas	280	9	13	22	24	1	0	2	3	0	0	04:32:43	0	
		S1 S2 S3 S4 S5 S6 S7 S8 S9 S10 S11 S12 S13 S14 S15																	
Lap: 1		0 0 0 0 0 0 0 0 3 0 0 1 5 0 0																	
Lap: 2		0 0 0 0 0 0 5 0 0 0 0 5 3 0 0																	
3	14	Pere Borrellas Garcia	91	RFME	 Gas Gas	300	14	12	26	20	6	0	0	4	0	0	04:18:54	0	
		S1 S2 S3 S4 S5 S6 S7 S8 S9 S10 S11 S12 S13 S14 S15																	
Lap: 1		0 0 0 0 0 0 1 0 0 1 1 5 5 1 0																	
Lap: 2		0 5 5 0 0 0 0 0 0 0 1 0 1 0 0																	
4	37	Kadlec Franz	97	DMSB	 Gas Gas	300	19	20	39	17	6	0	1	6	0	0	03:26:57	0	
		S1 S2 S3 S4 S5 S6 S7 S8 S9 S10 S11 S12 S13 S14 S15																	
Lap: 1		0 0 0 0 0 0 0 0 5 1 0 5 5 3 0																	
Lap: 2		0 0 0 1 1 0 1 0 5 5 0 5 0 1 1																	
5	1	Andersen Ib Vegard K.	91	NMF	 Beta	300	11	29	40	18	3	2	1	6	0	0	02:55:30	0	
		S1 S2 S3 S4 S5 S6 S7 S8 S9 S10 S11 S12 S13 S14 S15																	
Lap: 1		0 0 0 0 0 0 0 0 5 1 0 5 0 0 0																	
Lap: 2		0 0 0 0 1 0 1 5 5 2 5 5 2 3 0																	
6	13	Pedersen Håkon	91	NMF	 Ossa	300	27	17	44	16	6	0	1	7	0	0	03:54:16	0	
		S1 S2 S3 S4 S5 S6 S7 S8 S9 S10 S11 S12 S13 S14 S15																	
Lap: 1		0 5 0 0 1 0 1 0 5 1 5 3 1 5 0																	
Lap: 2		0 5 0 0 0 0 1 0 5 0 0 5 1 0 0																	
7	10	Kroustek Martin	78	ACCR	 Beta	300	22	27	49	16	3	3	0	8	0	0	04:25:41	0	
		S1 S2 S3 S4 S5 S6 S7 S8 S9 S10 S11 S12 S13 S14 S15																	
Lap: 1		2 0 0 0 0 2 1 0 5 5 2 5 0 0 0																	
Lap: 2		0 5 0 0 0 0 0 1 5 5 5 5 0 0 1																	

Final results

Europe EC-JUN-o40 3

11.08.13 Hvervenbukta

European Championship


Pos	Bib	Name	B	Federation	Manuf	CC	Lap		Total	Count of					Penalty		Time	Allow.	Status
							1	2		0	1	2	3	5	5	20			
8	4	Hemmer Martin		NMF	 Beta	300	43	33	76	8	5	2	4	11	0	0	04:25:54	0	
		S1 S2 S3 S4 S5 S6 S7 S8 S9 S10 S11 S12 S13 S14 S15																	
Lap: 1		0 5 2 5 1 1 3 0 3 3 5 5 5 5 0																	
Lap: 2		0 2 0 1 0 1 5 0 5 5 3 5 5 1 0																	
9	9	Kregeloh Christian	88	DMSB	 Ossa	300	40	43	83	7	4	2	5	12	0	0	03:14:44	0	
		S1 S2 S3 S4 S5 S6 S7 S8 S9 S10 S11 S12 S13 S14 S15																	
Lap: 1		0 1 0 0 5 0 5 3 5 5 5 5 3 2 1																	
Lap: 2		1 5 0 0 2 0 5 3 5 3 5 5 3 5 1																	
10	18	Sørensen Ole Kristian	94	NMF	 Sherco	300	44	42	86	9	2	1	4	14	0	0	03:29:32	0	
		S1 S2 S3 S4 S5 S6 S7 S8 S9 S10 S11 S12 S13 S14 S15																	
Lap: 1		1 5 0 0 2 0 5 0 5 5 5 5 5 3 3																	
Lap: 2		0 3 0 1 3 0 5 0 5 5 5 5 5 5 0																	
11	5	Junklewitz Jan	88	DMSB	 Sherco	300	40	46	86	5	4	1	10	10	0	0	03:01:35	0	
		S1 S2 S3 S4 S5 S6 S7 S8 S9 S10 S11 S12 S13 S14 S15																	
Lap: 1		0 3 0 1 3 3 2 1 5 3 5 5 5 3 1																	
Lap: 2		0 3 0 5 5 3 1 5 5 3 5 3 3 5 0																	
12	11	Lagergren Martin	91	SVEMO	 Sherco	300	43	45	88	9	1	3	2	15	0	0	04:22:45	0	
		S1 S2 S3 S4 S5 S6 S7 S8 S9 S10 S11 S12 S13 S14 S15																	
Lap: 1		0 5 0 5 0 1 5 0 5 5 2 5 5 5 0																	
Lap: 2		5 5 0 5 5 0 5 0 3 2 3 5 5 2 0																	
13	16	Schütte Markas	94	DMSB	 Beta	297	46	45	91	5	6	2	2	15	0	0	03:59:22	0	
		S1 S2 S3 S4 S5 S6 S7 S8 S9 S10 S11 S12 S13 S14 S15																	
Lap: 1		1 1 5 5 2 0 1 0 5 5 5 5 5 5 1																	
Lap: 2		0 2 0 0 1 3 5 5 5 5 3 5 5 5 1																	
14	15	Schulte Michel	94	DMSB	 Gas Gas	300	50	46	96	3	3	5	6	13	0	0	04:02:14	0	
		S1 S2 S3 S4 S5 S6 S7 S8 S9 S10 S11 S12 S13 S14 S15																	
Lap: 1		5 5 1 1 3 5 2 0 5 3 5 5 5 3 2																	
Lap: 2		0 5 0 5 3 2 3 5 5 5 3 5 2 2 1																	

Final results

Europe EC-JUN-o40 3

11.08.13 Hvervenbukta

European Championship








Pos	Bib	Name	B	Federation	Manuf	CC	Lap		Total	Count of					Penalty		Time	Allow.	Status
							1	2		0	1	2	3	5	5	20			
15	17	Stuckmann Tim	92	DMSB	 Gas Gas	300	59	49	108	4	1	4	3	18	0	0	04:22:26	0	
		S1	S2	S3	S4	S5	S6	S7	S8	S9	S10	S11	S12	S13	S14	S15			
Lap: 1		5	5	1	5	2	3	5	5	5	5	5	5	3	5	0			
Lap: 2		2	5	0	0	5	2	5	0	5	5	5	5	2	3	5			

Final results

Europe EC-JUN-o40 3

11.08.13 Hvervenbukta

European Junior

Pos	Bib	Name	B	Federation	Manuf	CC	Lap		Total	Count of					Penalty		Time	Allow.	Status
							1	2		0	1	2	3	5	5	20			
1	89	Norum Ivar	95	NMF	 Beta	300	6	9	15	22	5	1	1	1	0	0	03:59:52	0	
		S1 S2 S3 S4 S5 S6 S7 S8 S9 S10 S11 S12 S13 S14 S15																	
Lap: 1		0 0 0 2 0 0 0 0 0 1 0 1 1 0 1 0																	
Lap: 2		0 0 0 0 0 0 0 0 0 0 0 1 5 0 3 0																	
2	90	Roberts Iwan	96	ACU	 Beta	125	4	12	16	24	2	2	0	2	0	0	04:10:41	0	
		S1 S2 S3 S4 S5 S6 S7 S8 S9 S10 S11 S12 S13 S14 S15																	
Lap: 1		0 0 0 0 0 0 0 0 0 0 1 0 2 0 0 1																	
Lap: 2		0 0 0 0 5 0 0 0 0 0 0 0 0 2 5 0																	
3	83	Karlsen Martin K.	95	NMF	 Beta	300	12	4	16	21	6	1	1	1	0	0	03:09:40	0	
		S1 S2 S3 S4 S5 S6 S7 S8 S9 S10 S11 S12 S13 S14 S15																	
Lap: 1		0 0 0 0 0 2 0 0 5 1 0 0 0 3 1																	
Lap: 2		0 0 0 0 0 0 0 0 0 0 0 0 1 1 1 1																	
4	88	Myöhänen Timo	95	SML	 Beta	250	7	11	18	24	3	0	0	3	0	0	04:22:40	0	
		S1 S2 S3 S4 S5 S6 S7 S8 S9 S10 S11 S12 S13 S14 S15																	
Lap: 1		0 0 0 0 0 0 0 0 0 1 0 5 0 1 0 0																	
Lap: 2		0 0 0 0 0 0 0 0 0 1 0 0 0 5 5 0																	
5	85	Matejicek Martin	95	ACCR	 Gas Gas	300	6	12	18	23	3	1	1	2	0	0	04:42:18	0	
		S1 S2 S3 S4 S5 S6 S7 S8 S9 S10 S11 S12 S13 S14 S15																	
Lap: 1		0 0 0 0 0 0 0 0 0 1 0 3 1 1 0 0																	
Lap: 2		0 0 0 0 0 0 0 0 0 0 0 0 5 5 2 0																	
6	114	Giarba Gabriele	97	FMI	 Beta	125	5	13	18	22	4	2	0	2	0	0	03:07:01	0	
		S1 S2 S3 S4 S5 S6 S7 S8 S9 S10 S11 S12 S13 S14 S15																	
Lap: 1		0 0 0 0 0 0 0 0 0 1 1 0 0 1 2 0																	
Lap: 2		0 0 0 0 0 0 0 0 0 2 0 5 5 0 0 1																	
7	115	Price Jack	97	ACU	 Gas Gas	125	18	12	30	18	6	2	0	4	0	0	04:17:00	0	
		S1 S2 S3 S4 S5 S6 S7 S8 S9 S10 S11 S12 S13 S14 S15																	
Lap: 1		0 0 0 0 0 0 0 0 5 2 0 5 0 1 5																	
Lap: 2		0 0 0 0 0 0 0 1 1 1 2 1 5 1 0																	

Final results

Europe EC-JUN-o40 3

11.08.13 Hvervenbukta

European Junior


Pos	Bib	Name	B	Federation	Manuf	CC	Lap		Total	Count of					Penalty		Time	Allow.	Status
							1	2		0	1	2	3	5	5	20			
8	97	Wünch Marech	95	ACCR	Gas Gas	280	5	30	35	20	1	3	1	5	0	0	04:07:42	0	
		S1 S2 S3 S4 S5 S6 S7 S8 S9 S10 S11 S12 S13 S14 S15																	
Lap: 1		0 0 0 0 0 0 0 0 0 0 0 0 2 0 3 0																	
Lap: 2		0 0 0 0 2 0 0 0 5 5 5 1 5 5 2																	
9	94	Sætre Joakim	94	NMF	Gas Gas	280	20	21	41	17	5	0	2	6	0	0	04:02:46	0	
		S1 S2 S3 S4 S5 S6 S7 S8 S9 S10 S11 S12 S13 S14 S15																	
Lap: 1		0 1 0 0 0 1 0 0 5 0 3 5 5 0 0																	
Lap: 2		0 0 0 0 0 0 1 0 3 0 1 5 5 5 1																	
10	77	Christiansen Marius Mo	96	NMF	Beta	125	23	20	43	14	7	1	3	5	0	0	04:02:53	0	
		S1 S2 S3 S4 S5 S6 S7 S8 S9 S10 S11 S12 S13 S14 S15																	
Lap: 1		0 0 1 0 5 0 0 1 5 0 5 3 2 1 0																	
Lap: 2		0 1 1 0 0 0 0 0 3 5 3 1 5 1 0																	
11	86	Meling Sander	94	NMF	Sherco	300	20	27	47	16	3	3	1	7	0	0	03:43:27	0	
		S1 S2 S3 S4 S5 S6 S7 S8 S9 S10 S11 S12 S13 S14 S15																	
Lap: 1		0 5 0 0 0 0 0 0 5 0 1 2 5 2 0																	
Lap: 2		0 2 0 0 1 0 0 5 5 0 3 5 5 1 0																	
12	93	Straub Yannic	97	DMSB	Gas Gas	125	23	27	50	18	1	0	3	8	0	0	04:38:54	0	
		S1 S2 S3 S4 S5 S6 S7 S8 S9 S10 S11 S12 S13 S14 S15																	
Lap: 1		0 0 0 0 0 0 0 0 5 0 5 5 5 3 0																	
Lap: 2		0 1 0 5 3 5 0 0 0 0 5 5 0 3 0																	
13	113	Bristow Emma	90	ACU	Sherco	300	29	23	52	12	7	2	2	7	0	0	04:33:51	0	
		S1 S2 S3 S4 S5 S6 S7 S8 S9 S10 S11 S12 S13 S14 S15																	
Lap: 1		0 0 0 1 0 1 1 0 5 0 5 5 5 5 1																	
Lap: 2		0 3 0 0 1 0 0 0 2 1 5 5 3 2 1																	
14	78	Dammyr Andreas Fagert	96	NMF	Beta	125	31	27	58	14	3	2	2	9	0	0	04:31:00	0	
		S1 S2 S3 S4 S5 S6 S7 S8 S9 S10 S11 S12 S13 S14 S15																	
Lap: 1		0 0 0 0 5 2 0 0 5 0 5 5 3 1 5																	
Lap: 2		0 1 0 0 0 0 2 0 5 1 5 5 5 3 0																	

Final results

Europe EC-JUN-o40 3

11.08.13 Hvervenbukta

European Junior




Pos	Bib	Name	B	Federation	Manuf	CC	Lap		Total	Count of					Penalty		Time	Allow.	Status
							1	2		0	1	2	3	5	5	20			
15	82	Kaczmarczyk Oskar	97	PZM	 Sherco	125	39	21	60	12	6	0	3	9	0	0	04:27:34	0	
		S1 S2 S3 S4 S5 S6 S7 S8 S9 S10 S11 S12 S13 S14 S15																	
Lap: 1		5 0 0 0 1 0 5 0 5 3 5 5 5 5 0																	
Lap: 2		0 0 0 0 0 1 1 0 3 1 3 5 1 1 5																	
16	91	Rønningen Jonas	95	NMF	 Beta	300	34	28	62	13	4	1	2	10	0	0	03:39:06	0	
		S1 S2 S3 S4 S5 S6 S7 S8 S9 S10 S11 S12 S13 S14 S15																	
Lap: 1		2 0 0 0 1 1 0 0 5 0 5 5 5 5 5																	
Lap: 2		0 0 0 1 0 0 0 1 5 3 3 5 5 5 0																	
17	81	Johansson Tobias	96	SVEMO	 Jotagas	300	42	28	70	10	5	2	2	11	0	0	02:52:50	0	
		S1 S2 S3 S4 S5 S6 S7 S8 S9 S10 S11 S12 S13 S14 S15																	
Lap: 1		0 1 1 0 5 5 0 1 5 5 3 5 5 5 1																	
Lap: 2		0 1 0 0 2 0 0 0 5 5 2 3 5 5 0																	
18	95	Trettsveen Tøger	94	NMF	 Gas Gas	300	42	33	75	8	5	1	6	10	0	0	03:22:45	0	
		S1 S2 S3 S4 S5 S6 S7 S8 S9 S10 S11 S12 S13 S14 S15																	
Lap: 1		5 1 0 0 5 1 5 1 2 3 3 5 5 3 3																	
Lap: 2		0 0 0 5 3 0 1 0 1 0 3 5 5 5 5																	
19	116	Oord Van Den Bart	95	KNMV	 Ossa	250	48	36	84	8	1	2	8	11	0	0	04:49:03	0	
		S1 S2 S3 S4 S5 S6 S7 S8 S9 S10 S11 S12 S13 S14 S15																	
Lap: 1		0 5 0 5 3 1 3 3 5 5 5 5 5 3 0																	
Lap: 2		0 0 0 3 2 3 0 0 5 3 5 5 5 3 2																	
20	84	Kerstjens Randy	91	KNMV	 Gas Gas	300	52	33	85	6	1	3	11	9	0	0	04:29:10	0	
		S1 S2 S3 S4 S5 S6 S7 S8 S9 S10 S11 S12 S13 S14 S15																	
Lap: 1		0 2 0 5 3 3 3 3 5 5 5 5 3 5 5																	
Lap: 2		0 3 0 0 0 1 2 2 3 3 5 3 5 3 3																	
21	87	Molemans Gilles	95	KNMV	 Gas Gas	300	53	39	92	5	2	3	8	12	0	0	04:07:40	0	
		S1 S2 S3 S4 S5 S6 S7 S8 S9 S10 S11 S12 S13 S14 S15																	
Lap: 1		0 5 0 5 3 3 5 3 5 3 5 5 3 5 3																	
Lap: 2		0 3 0 5 1 0 1 2 5 2 3 5 5 5 2																	

Final results

Europe EC-JUN-o40 3

11.08.13 Hvervenbukta

European Junior

Pos	Bib	Name	B	Federation	Manuf	CC	Lap		Total	Count of					Penalty		Time	Allow.	Status
							1	2		0	1	2	3	5	5	20			
22	92	Sandin Morten	90	NMF	 Gas Gas	300	41	56	97	6	3	1	4	16	0	0	04:18:55	0	
		S1 S2 S3 S4 S5 S6 S7 S8 S9 S10 S11 S12 S13 S14 S15																	
Lap: 1		0 1 0 0 0					5	5	1	5	3	3	5	5	3	5			
Lap: 2		1 2 0 0 3					5	5	5	5	5	5	5	5	5	5			
23	80	Håkonsen Håkon	95	NMF	 Beta	300	47	75	122	3	2	1	1	23	0	0	03:28:10	0	
		S1 S2 S3 S4 S5 S6 S7 S8 S9 S10 S11 S12 S13 S14 S15																	
Lap: 1		0 5 0 1 2					1	0	3	5	5	5	5	5	5	5			
Lap: 2		5 5 5 5 5					5	5	5	5	5	5	5	5	5	5			
	112	Neumann Sascha	97	DMSB	 Gas Gas	125													Brutt
		S1 S2 S3 S4 S5 S6 S7 S8 S9 S10 S11 S12 S13 S14 S15																	
Lap:																			

Final results

Europe EC-JUN-o40 3

11.08.13 Hvervenbukta

European over 40

Pos	Bib	Name	B	Federation	Manuf	CC	Lap		Total	Count of					Penalty		Time	Allow.	Status
							1	2		0	1	2	3	5	5	20			
1	164	Veelen John Van	68	KNMV	 Ossa	280	11	5	16	22	6	0	0	2	0	0	04:17:18	0	
		S1 S2 S3 S4 S5 S6 S7 S8 S9 S10 S11 S12 S13 S14 S15																	
Lap: 1		0 5 0 0 0 0 0 0 0 0 1 0 5 0 0 0																	
Lap: 2		0 1 0 0 1 0 0 0 0 1 1 0 1 0 0 0																	
2	152	Floessell Staffan	66	SML	 Sherco	300	13	6	19	23	3	0	2	2	0	0	04:23:56	0	
		S1 S2 S3 S4 S5 S6 S7 S8 S9 S10 S11 S12 S13 S14 S15																	
Lap: 1		0 0 0 0 0 0 0 0 0 0 5 3 0 5 0 0																	
Lap: 2		0 0 0 0 0 0 0 0 0 0 1 0 1 3 1 0																	
3	154	Liljeblad Magnus	61	NMF	 Sherco	320	15	6	21	19	5	4	1	1	0	0	04:49:22	0	
		S1 S2 S3 S4 S5 S6 S7 S8 S9 S10 S11 S12 S13 S14 S15																	
Lap: 1		0 2 0 0 0 0 0 0 0 2 5 3 2 1 0 0																	
Lap: 2		0 0 0 0 0 0 0 0 0 2 1 1 1 1 0 0																	
4	163	Svensrud Per Ole	73	NMF	 Gas Gas	300	17	9	26	18	8	0	1	3	0	0	03:47:18	0	
		S1 S2 S3 S4 S5 S6 S7 S8 S9 S10 S11 S12 S13 S14 S15																	
Lap: 1		0 0 0 0 0 0 0 0 0 1 5 3 1 5 1 1																	
Lap: 2		0 0 0 0 0 0 0 0 0 1 1 1 1 5 0 0																	
5	160	Olech Jacek	70	PZM	 Beta	290	21	13	34	15	7	1	5	2	0	0	04:31:45	0	
		S1 S2 S3 S4 S5 S6 S7 S8 S9 S10 S11 S12 S13 S14 S15																	
Lap: 1		0 0 0 0 1 0 0 0 0 2 3 5 3 5 1 1																	
Lap: 2		0 1 0 0 1 0 0 0 0 1 3 3 3 1 0 0																	
6	157	Mempör Mario	70	OeAMTC-OSK	 Beta	297	21	17	38	16	4	2	5	3	0	0	04:20:15	0	
		S1 S2 S3 S4 S5 S6 S7 S8 S9 S10 S11 S12 S13 S14 S15																	
Lap: 1		0 0 0 0 3 0 0 0 0 1 3 2 5 2 5 0																	
Lap: 2		0 0 0 0 1 0 0 0 0 1 3 3 3 5 0 1																	
7	161	Rostenjsky Petr	73	ACCR	 Sherco	300	27	30	57	11	6	2	4	7	0	0	04:12:25	0	
		S1 S2 S3 S4 S5 S6 S7 S8 S9 S10 S11 S12 S13 S14 S15																	
Lap: 1		1 0 1 2 3 0 1 1 0 5 5 2 5 1 0																	
Lap: 2		0 3 0 0 5 0 1 0 0 5 3 5 3 5 0																	

Final results

Europe EC-JUN-o40 3

11.08.13 Hvervenbukta

European over 40








Pos	Bib	Name	B	Federation	Manuf	CC	Lap		Total	Count of					Penalty		Time	Allow.	Status
							1	2		0	1	2	3	5	5	20			
8	162	Stehno Radek sr	70	ACCR	Gas Gas	280	32	25	57	9	7	2	7	5	0	0	04:53:01	0	
		S1 S2 S3 S4 S5 S6 S7 S8 S9 S10 S11 S12 S13 S14 S15																	
Lap: 1		0 3 0 1 5	0	0	0	2	3	5	3	5	0	5							
Lap: 2		1 0 1 1 3	0	1	0	2	3	3	5	3	1	1							
9	153	Herremans Johan	73	FMB	Gas Gas	280	26	33	59	14	3	1	3	9	0	0	04:29:24	0	
		S1 S2 S3 S4 S5 S6 S7 S8 S9 S10 S11 S12 S13 S14 S15																	
Lap: 1		0 0 0 0 0	0	0	0	0	3	5	5	5	5	3							
Lap: 2		0 5 0 5 1	0	0	0	1	5	3	5	5	2	1							
10	159	Nylund Jörgen	69	SML	Ossa	280	34	25	59	12	4	1	6	7	0	0	04:06:59	0	
		S1 S2 S3 S4 S5 S6 S7 S8 S9 S10 S11 S12 S13 S14 S15																	
Lap: 1		0 0 0 0 1	1	5	0	5	5	5	5	3	3	1							
Lap: 2		0 0 0 3 1	0	0	0	3	5	3	5	2	3	0							
11	156	Marramci Marco	67	FMI	Sherco	270	34	26	60	14	3	0	4	9	0	0	04:10:43	0	
		S1 S2 S3 S4 S5 S6 S7 S8 S9 S10 S11 S12 S13 S14 S15																	
Lap: 1		0 5 0 0 5	0	0	0	5	5	5	5	3	1	0							
Lap: 2		0 0 0 0 3	0	0	1	3	5	5	3	5	1	0							
12	155	Macek Jiri	68	ACCR	Montesa	250	44	34	78	7	6	1	5	11	0	0	03:45:00	0	
		S1 S2 S3 S4 S5 S6 S7 S8 S9 S10 S11 S12 S13 S14 S15																	
Lap: 1		1 3 0 5 5	1	3	0	5	5	5	5	5	1	0							
Lap: 2		0 0 0 5 3	2	1	1	5	3	3	5	5	1	0							
13	158	Mäkelä Jukka	68	SML	Gas Gas	280	46	37	83	9	1	4	3	13	0	0	03:56:16	0	
		S1 S2 S3 S4 S5 S6 S7 S8 S9 S10 S11 S12 S13 S14 S15																	
Lap: 1		0 5 0 5 3	1	2	0	2	5	5	3	5	5	5							
Lap: 2		0 2 0 5 3	0	0	0	5	5	5	5	5	0	2							
14	151	Dybedahl Roy Olav	67	NMF	Montesa	250	49	49	98	5	2	1	8	14	0	0	04:48:29	0	
		S1 S2 S3 S4 S5 S6 S7 S8 S9 S10 S11 S12 S13 S14 S15																	
Lap: 1		0 5 0 5 3	5	2	1	5	5	5	5	5	3	0							
Lap: 2		5 5 0 1 3	0	3	3	3	5	5	5	3	5	3							

Final results

Europe EC-JUN-o40 3

11.08.13 Hvervenbukta

European International








Pos	Bib	Name	B	Federation	Manuf	CC	Lap		Total	Count of					Penalty		Time	Allow.	Status
							1	2		0	1	2	3	5	5	20			
1	175	Gunvaldsen Jacob-Olau		NMF	 Beta	125	2	13	15	25	2	0	1	2	0	0	03:45:25	0	
		S1 S2 S3 S4 S5 S6 S7 S8 S9 S10 S11 S12 S13 S14 S15																	
Lap: 1		0 1 0 0 0 0 0 0 0 0 0 0 0 1 0 0																	
Lap: 2		0 0 0 0 0 0 0 0 0 0 5 3 0 5 0 0																	
2	166	Barkved Ole	95	NMF	 Sherco	300	5	11	16	20	7	2	0	1	0	0	03:50:24	0	
		S1 S2 S3 S4 S5 S6 S7 S8 S9 S10 S11 S12 S13 S14 S15																	
Lap: 1		1 0 0 0 0 0 0 0 0 1 1 0 0 2 0 0																	
Lap: 2		0 0 0 1 0 0 0 0 0 1 1 2 5 1 0 0																	
3	193	Wünch Domenik	92	ACCR	 Gas Gas	300	9	11	20	23	3	1	0	3	0	0	03:35:00	0	
		S1 S2 S3 S4 S5 S6 S7 S8 S9 S10 S11 S12 S13 S14 S15																	
Lap: 1		0 0 0 0 0 0 0 0 0 0 1 2 5 1 0 0																	
Lap: 2		0 5 0 0 0 0 0 0 0 0 0 0 0 1 5 0																	
4	180	Luberda Rafal	75	PZM	 Sherco	300	9	16	25	19	6	2	0	3	0	0	03:46:20	0	
		S1 S2 S3 S4 S5 S6 S7 S8 S9 S10 S11 S12 S13 S14 S15																	
Lap: 1		0 1 0 0 0 0 0 0 0 0 5 2 0 1 0 0																	
Lap: 2		1 0 0 0 0 0 0 0 5 1 5 1 2 1 0 0																	
5	165	Andersen Morten Opstr	93	DMU	 Jotagas	300	15	19	34	19	3	1	3	4	0	0	03:42:18	0	
		S1 S2 S3 S4 S5 S6 S7 S8 S9 S10 S11 S12 S13 S14 S15																	
Lap: 1		0 0 0 0 0 0 1 0 1 5 3 5 0 0 0																	
Lap: 2		0 1 0 0 0 0 0 0 5 3 3 5 2 0 0																	
6	173	Glomset Terje	91	NMF	 Beta	300	17	22	39	19	1	2	3	5	0	0	03:12:33	0	
		S1 S2 S3 S4 S5 S6 S7 S8 S9 S10 S11 S12 S13 S14 S15																	
Lap: 1		0 0 0 0 0 0 0 0 1 3 5 5 3 0 0																	
Lap: 2		0 0 0 0 0 0 0 0 2 5 5 3 2 5 0																	
7	167	Berntsen Daniel	94	NMF	 Gas Gas	125	24	25	49	16	2	3	2	7	0	0	03:18:00	0	
		S1 S2 S3 S4 S5 S6 S7 S8 S9 S10 S11 S12 S13 S14 S15																	
Lap: 1		0 5 0 0 0 0 0 0 0 5 5 1 5 1 2																	
Lap: 2		0 2 0 0 0 0 0 0 5 3 5 5 3 0 2																	

Final results

Europe EC-JUN-o40 3

11.08.13 Hvervenbukta

European International




Pos	Bib	Name	B	Federation	Manuf	CC	Lap		Total	Count of					Penalty		Time	Allow.	Status
							1	2		0	1	2	3	5	5	20			
8	176	Haugland Kristian	96	NMF	 Sherco	125	24	25	49	15	4	2	2	7	0	0	04:21:44	0	
		S1 S2 S3 S4 S5 S6 S7 S8 S9 S10 S11 S12 S13 S14 S15																	
Lap: 1		0 1 0 0 5					0	0	0	0	5	2	5	5	1	0			
Lap: 2		0 3 0 0 1					0	0	0	2	0	5	5	3	5	1			
9	174	Græe Geir Morten	96	NMF	 Gas Gas	300	28	25	53	13	3	4	4	6	0	0	03:56:09	0	
		S1 S2 S3 S4 S5 S6 S7 S8 S9 S10 S11 S12 S13 S14 S15																	
Lap: 1		0 0 0 0 5					2	2	0	3	3	5	5	3	0	0			
Lap: 2		0 5 0 0 0					0	0	1	2	5	3	5	1	1	2			
10	177	Jørgensen Kristian	92	DMU	 Beta	300	30	27	57	10	4	3	9	4	0	0	03:33:50	0	
		S1 S2 S3 S4 S5 S6 S7 S8 S9 S10 S11 S12 S13 S14 S15																	
Lap: 1		0 1 0 0 3					0	5	0	2	3	5	3	5	3	0			
Lap: 2		0 0 0 2 1					1	0	2	3	3	3	5	3	3	1			
11	181	Ruden Helge	63	NMF	 Gas Gas	300	29	30	59	12	3	3	5	7	0	0	04:02:50	0	
		S1 S2 S3 S4 S5 S6 S7 S8 S9 S10 S11 S12 S13 S14 S15																	
Lap: 1		0 5 0 1 0					0	0	0	3	3	3	1	5	5	3			
Lap: 2		0 3 0 0 2					1	0	5	5	5	2	2	5	0	0			
12	168	Bolstad Espen	94	NMF	 Beta	300	27	39	66	10	5	2	4	9	0	0	04:00:02	0	
		S1 S2 S3 S4 S5 S6 S7 S8 S9 S10 S11 S12 S13 S14 S15																	
Lap: 1		5 0 0 0 1					0	0	1	1	5	3	3	5	3	0			
Lap: 2		1 5 0 1 2					0	0	2	5	5	3	5	5	5	0			
13	171	Fredriksen Daniel		NMF	 Gas Gas	280	32	43	75	10	4	1	3	12	0	0	04:57:25	0	
		S1 S2 S3 S4 S5 S6 S7 S8 S9 S10 S11 S12 S13 S14 S15																	
Lap: 1		0 5 1 1 1					0	0	0	0	5	5	3	3	5	3			
Lap: 2		0 5 0 0 0					1	0	2	5	5	5	5	5	5	5			
14	172	Fredriksen Petter		NMF	 Gas Gas	125	36	40	76	13	1	3	2	11	0	0	05:08:24	8	
		S1 S2 S3 S4 S5 S6 S7 S8 S9 S10 S11 S12 S13 S14 S15																	
Lap: 1		0 5 0 5 0					0	1	0	2	5	5	5	3	0	5			
Lap: 2		0 5 0 0 0					0	0	0	2	5	5	5	3	2	5			

Final results

Europe EC-JUN-o40 3

11.08.13 Hvervenbukta

European International

Pos	Bib	Name	B	Federation	Manuf	CC	Lap		Total	Count of					Penalty		Time	Allow.	Status
							1	2		0	1	2	3	5	5	20			
15	170	Frager Adrian	96	NMF	 Beta	125	43	53	96	4	4	2	6	14	0	0	03:54:09	0	
		S1 S2 S3 S4 S5 S6 S7 S8 S9 S10 S11 S12 S13 S14 S15																	
Lap: 1		0 3 0 5 5	0	3	0	2	5	3	5	5	5	2							
Lap: 2		5 1 1 5 3	1	1	5	3	5	3	5	5	5	5							
16	179	Landmo Geir Ingvald	65	NMF	 Gas Gas	280	66	64	130	1	0	1	6	22	0	0	04:23:19	0	
		S1 S2 S3 S4 S5 S6 S7 S8 S9 S10 S11 S12 S13 S14 S15																	
Lap: 1		5 5 2 5 3	3	5	5	5	5	5	5	5	5	3							
Lap: 2		0 5 5 5 5	3	3	5	5	5	5	5	5	5	3							
17	183	Sæther Svein	75	NMF	 Gas Gas	200	63	70	133	1	0	2	3	24	0	0	02:59:00	0	
		S1 S2 S3 S4 S5 S6 S7 S8 S9 S10 S11 S12 S13 S14 S15																	
Lap: 1		0 5 2 5 5	5	3	3	5	5	5	5	5	5	5							
Lap: 2		2 5 3 5 5	5	5	5	5	5	5	5	5	5	5							