





































Trial European Championship, Borås 2013-08-17 -- 18
Result for class: FIM Europe Trial European Championship

Pos.			No.	1	2	3	4	5	6	7	8	9	10	11	12	13	14	15	Lap	P	Total	0	1	2	3	5
1	 ITA Luca Cotone GasGas 280	3	0	1	0	0	5	0	1	0	0	0	0	5	0	0	0	12		29	04:05:00					
			0	0	5	0	5	0	5	0	0	0	0	0	2	0	0	0			17	22 2 1 0 5				
2	 SWE Eddie Karlsson JTG 300	5	0	0	0	0	1	0	0	0	1	5	0	0	0	0	0	7		29	02:51:40					
			5	0	1	0	5	0	5	0	0	1	0	5	0	0	0	0			22	21 4 0 0 5				
3	 GER Franz Kadlec GasGas 300	18	5	0	5	1	2	0	3	0	1	0	1	1	0	0	1	20		30	03:15:49					
			0	0	0	0	1	0	3	0	0	0	2	1	1	1	1	10			14 10 2 2 2					
4	 NOR Ib Andersen Beta 300 Team: Team Norway Trial	2	0	2	0	1	2	0	2	5	0	1	0	5	1	0	0	19		47	03:01:46					
			0	0	5	0	5	1	5	1	0	0	3	5	2	0	1	28			13 6 4 1 6					
5	 ESP Borrellas Garcia Pere GasGas 300	4	0	1	5	0	5	0	5	5	1	5	0	3	0	0	0	30		48	03:44:20					
			0	0	2	0	5	0	3	1	1	5	0	1	0	0	0	18			15 5 1 2 7					
6	 GER Junklewitz Sherco 3.0 300	12	0	0	5	1	2	0	5	5	1	0	0	5	2	0	0	26		59	03:01:27					
			0	3	5	0	5	0	5	3	1	3	1	5	0	0	2	33			12 4 3 3 8					
7	 CZE Martin Koustek Beta Evo 4T 300 Team: Ferodo Racing Team	16	0	0	5	0	5	0	3	5	1	1	0	5	1	0	1	27		60	03:59:59					
			0	1	5	0	5	0	3	5	0	5	2	5	0	1	1	33			11 7 1 2 9					
8	 GER Christian Kregeloh Ossa 300	14	0	2	5	0	5	1	5	5	2	5	0	0	2	0	0	32		76	02:47:50					
			0	1	5	0	5	5	5	5	5	5	0	3	5	0	0	44			11 2 3 1 13					
9	 GER Markus Schütte Beta Evo 2013 297	15	1	3	5	0	5	1	3	5	3	3	0	5	1	5	3	43		80	03:25:44					
			1	2	5	0	5	0	5	3	1	0	3	5	1	3	3	37			5 6 1 9 9					
10	 NOR Ole Kristian Sørensen Sherco 300 Team: Team Motorsyklisten	7	5	0	5	2	5	2	3	5	1	5	3	5	3	0	3	47		89	02:46:20					
			2	0	5	5	3	0	5	5	1	5	2	3	5	0	1	42			5 3 4 6 12					
11	 NOR Martin Hemmer Beta 300 Team: Team Motorsyklisten	8	5	5	5	0	5	0	5	5	1	1	5	5	2	1	2	47		90	03:38:50					
			1	0	5	0	5	0	5	5	0	5	1	5	5	5	1	43			6 6 2 0 16					
12	 GER Michel Schulte GasGas 300 Team: DMSB Trial Junior Team	11	0	1	5	0	5	5	3	5	5	5	5	3	2	0	49		93	02:56:44						
			1	1	5	0	5	2	5	5	5	5	0	5	3	1	1			44	5 5 2 3 15					













Trial European Championship, Borås 2013-08-17 -- 18
Result for class: FIM Europe Trial Junior Cup

Pos.				No.	1	2	3	4	5	6	7	8	9	10	11	12	13	14	15	Lap	P	Total	0	1	2	3	5	
1	 Iwan Roberts GBR Beta 125	35	0	1	1	0	0	0	3	0	0	1	0	0	0	0	0	0	0	6			13	02:54:40				
			0	5	0	0	1	0	1	0	0	0	0	0	0	0	0	0	0	7				23	5	0	1	1
2	 Martin K. Karlsen NOR Beta 300	40	0	0	0	1	5	0	5	3	0	0	0	0	0	0	0	0	0	14			19	02:05:12				
			1	0	0	0	1	0	0	1	0	0	0	2	0	0	0	0	0	5				22	4	1	1	2
3	 Jack Price GBR GasGas 125 Team: Jitsie Road & Trials	38	0	0	0	1	0	0	5	5	0	0	1	1	0	1	0	0	14			22	03:04:39					
			0	0	2	0	0	0	3	0	0	1	1	0	1	0	0	0	8				19	7	1	1	2	
4	 Gabrielle Giarba ITA Beta 125 Team: Top Trial Team	29	0	3	5	0	0	0	3	1	0	0	0	2	0	0	0	0	14			23	02:31:26					
			0	1	3	0	0	0	3	0	0	0	0	2	0	0	0	0	9				21	2	2	4	1	
5	 Timo Myöhänen FIN Beta 250 Team: Top Trial Team	33	0	0	0	0	5	0	2	1	0	5	3	3	0	0	0	0	19			26	03:20:39					
			0	0	1	0	0	0	3	2	1	0	0	0	0	0	0	0	7				20	3	2	3	2	
6	 Ivar Norum NOR Beta 300	39	0	5	0	2	3	0	0	3	0	3	0	2	0	0	0	0	18			39	03:24:25					
			0	3	2	0	1	0	3	0	0	5	0	3	3	1	0	0	21				16	2	3	7	2	
7	 Marcus Eliasson SWE Beta 300	48	0	5	0	0	2	0	5	5	0	1	0	0	0	0	0	0	18			42	02:47:25					
			0	5	5	0	5	2	5	0	0	1	0	1	0	0	0	0	24				18	3	2	0	7	
8	 Martin Mat jí ek CZE GasGas 300	28	0	1	5	0	0	0	3	2	0	5	0	0	2	0	0	0	18			44	03:39:43					
			0	1	5	0	2	0	5	0	5	3	0	5	0	0	0	0	26				17	2	3	2	6	
9	 Yannic Straub GER GasGas 125	42	0	2	5	0	3	0	2	0	0	5	0	2	1	1	1	22			48	03:01:55						
			0	3	5	0	5	0	5	0	0	1	1	5	0	0	1	26				13	6	3	2	6		
10	 Billy Bolt GBR Ossa 125	37	0	0	5	0	2	0	5	5	0	0	0	0	1	3	0	21			49	02:31:15						
			0	0	5	1	2	0	3	5	0	3	1	5	3	0	0	28				15	3	2	4	6		
11	 Andreas Fagertun Dammyr NOR Beta 280	26	0	3	5	0	5	0	5	1	0	2	1	1	0	0	0	23			54	03:04:23						
			0	1	5	1	3	1	5	3	0	5	1	5	0	1	0	31				11	8	1	3	7		
12	 Marek Wünsch CZE GasGas 280	49	0	5	0	0	1	1	5	5	5	0	5	1	0	0	0	28			60	03:34:07						
			0	5	5	1	5	0	3	5	0	1	0	5	1	1	0	32				12	7	0	1	10		













Trial European Championship, Borås 2013-08-17 -- 18
Result for class: FIM Europe Trial Junior Cup

Pos.				No.	1	2	3	4	5	6	7	8	9	10	11	12	13	14	15	Lap	P	Total	0	1	2	3	5
13	 NOR	Marius Christiansen Beta Factory 125	27	0	3	0	1	5	0	2	3	1	5	5	1	0	0	1	27			63	03:49:41				
				0	5	5	0	5	1	5	3	0	5	0	5	1	1	0	36				10	7	1	3	9
14	 NOR	Sander Meling Sherco 300	34	0	5	0	2	5	5	3	0	0	5	3	1	0	5	0	34			71	03:09:54				
				1	2	1	1	5	5	3	5	5	5	0	1	0	3	0	37				9	5	2	4	10
15	 SWE	Tobias Johansson JTG 300	30	0	5	5	3	5	1	5	3	0	5	0	3	0	1	0	36			72	03:08:35				
				0	3	5	3	5	0	3	1	5	3	1	5	0	2	0	36				9	4	1	7	9
16	 GBR	Emma Bristow Sherco 300 Team: Sherco Factory	36	0	0	0	2	3	0	3	1	5	5	0	3	1	2	0	25			75	03:28:17				
				0	5	5	1	5	0	3	5	5	2	5	3	1	5	5	50				8	4	3	5	10
17	 NED	Gilles Molemans GasGas 300 Team: Alex van den Broek Events and Mezza Invest	50	0	5	5	3	5	0	3	5	1	5	5	3	1	2	1	44			78	02:40:43				
				0	5	3	1	3	0	5	3	2	5	0	5	1	1	0	34				6	6	2	6	10
18	 NED	Randy Kerstjens GasGas 300	45	0	3	5	3	5	0	5	3	0	5	2	3	0	3	0	37			81	03:17:40				
				0	3	5	5	3	1	5	3	5	5	3	3	3	0	0	44				8	1	1	11	9
19	 GER	Sascha Neumann GasGas 125	43	0	0	5	5	5	0	5	5	1	5	0	5	5	5	0	46			83	03:08:07				
				0	5	5	5	5	0	3	3	0	5	0	5	0	1	0	37				11	2	0	2	15
20	 SWE	Rasmus Haglund Beta Factory 125	46	0	2	5	3	5	1	5	5	1	5	0	3	1	5	2	43			84	03:00:10				
				0	3	5	3	5	0	3	3	0	5	2	5	2	5	0	41				6	3	4	6	11
21	 SWE	Marcus Igelström Sherco 300	47	0	1	5	1	5	5	5	3	5	5	0	5	0	5	5	50			88	02:41:30				
				0	3	5	1	5	0	5	3	0	5	3	3	1	1	3	38				6	5	0	6	13
22	 POL	Oskar Kaczmarczyk Sherco 125 Team: Sherco Polska	44	0	5	5	5	5	3	5	5	1	5	0	5	0	3	3	50			92	03:10:17				
				1	5	5	3	5	0	5	3	0	5	5	2	1	1	1	42				5	5	1	5	14
23	 SWE	Simon Hyttsten GasGas 300	32	0	2	5	3	5	0	5	5	5	5	3	5	3	3	5	54			106	03:55:14				
				2	2	5	3	5	0	5	3	5	5	3	5	1	3	5	52				3	1	3	8	15
	 NOR	Håkon Håkonsen Beta 300	31	0	5	5	3	5	2	5	3	5	5	5	5	5	5	3	61			RET	02:50:08				
5				5														---	1				0	1	3	12	








Trial European Championship, Borås 2013-08-17 -- 18
Result for class: FIM Europe Trial Over-40 Cup

Pos.				No.	1	2	3	4	5	6	7	8	9	10	11	12	13	14	15	Lap	P	Total	0	1	2	3	5
1	Staffan Floessell  FIN	Sherco 300	59	0	0	0	0	1	0	1	1	0	0	0	1	0	1	0	5	23	03:38:15	19	8	0	0	3	
				0	0	0	0	5	0	1	1	0	0	0	5	1	5	0	18								
2	Magnus Liljeblad  NOR	Sherco 320	62	0	0	0	0	2	0	3	3	0	0	0	5	1	5	0	19	31	03:49:40	20	2	1	4	3	
				0	0	0	0	5	0	3	1	0	0	0	3	0	0	0	12								
3	Mario Mempör  AUT	Beta 297	53	0	0	3	0	1	0	3	5	0	1	1	3	3	2	0	22	33	03:22:05	17	4	2	5	2	
				0	0	0	0	0	0	3	1	0	0	0	5	0	2	0	11								
4	John Van Veelen  NED Team: J&J Racing	Ossa 280	61	5	0	0	0	1	0	2	3	0	1	0	3	1	0	0	16	33	03:32:55	15	6	2	6	1	
				1	0	1	0	3	0	3	3	0	0	0	3	2	1	0	17								
5	Lars Nordgren  SWE	Sherco 300	64	0	0	2	0	3	0	3	2	0	0	0	3	0	5	0	18	38	03:28:18	17	1	5	4	3	
				0	0	0	0	5	0	2	2	0	5	0	3	2	1	0	20								
6	Jonas Andersson  SWE	Montesa 250	63	0	0	0	0	3	0	3	5	1	0	0	3	1	2	0	18	39	03:30:04	16	3	3	5	3	
				0	0	0	0	3	0	5	2	0	0	0	3	2	5	1	21								
7	Conny Englund  SWE	Beta 300	65	0	0	0	5	2	5	3	0	0	0	0	3	1	2	0	21	41	03:00:40	17	3	2	3	5	
				0	0	0	0	5	1	3	0	0	1	0	5	0	5	0	20								
8	Per Berggren  SWE	Beta Evo Factory 300	60	0	0	0	0	5	0	3	5	0	0	0	5	3	2	0	23	41	03:53:20	17	1	2	7	3	
				0	0	0	1	3	0	3	2	0	0	0	3	3	3	0	18								
9	Mats Ohlsson-Lindroos  SWE	Montesa 250	67	0	2	1	0	5	0	3	3	0	0	0	5	2	1	0	22	47	02:43:50	14	4	3	4	5	
				0	0	2	1	3	0	3	5	0	1	0	5	0	5	0	25								
10	Jacek Olech  POL	Beta 290	55	0	0	0	1	3	2	3	0	0	0	0	5	2	1	5	22	48	03:22:10	14	4	2	5	5	
				5	0	0	0	5	0	3	1	0	1	0	3	3	5	0	26								
11	Per Ole Svensrud  NOR Team: Svensrud Trialteam	GasGas 300	54	0	0	0	0	2	1	5	5	0	3	0	5	2	2	1	26	48	03:32:55	13	4	5	3	5	
				0	0	0	0	3	2	3	5	0	1	0	5	2	1	0	22								
12	Marco Marranci  ITA	Sherco 270	52	0	0	1	1	5	1	3	3	0	1	0	3	3	2	0	23	52	02:51:25	11	6	1	8	4	
				0	0	3	1	3	1	5	3	0	0	0	5	3	5	0	29								

Trial European Championship, Borås 2013-08-17 -- 18
Result for class: FIM Europe Trial International Class

Pos.	No.	1	2	3	4	5	6	7	8	9	10	11	12	13	14	15	Lap	P	Total	0	1	2	3	5	
1	Ole Barkved  NOR Sherco 300	80	0	0	0	0	3	0	3	0	0	0	0	1	0	0	0	7	17	03:23:15	23	2	0	5	0
		0	0	0	0	0	0	0	3	1	0	0	0	3	0	3	0	10							
2	Anders Ludvigsson  SWE Montesa 280	82	0	0	0	0	3	0	3	0	0	0	0	0	5	0	11	22	03:33:15	22	2	2	2	2	2
		0	0	0	0	5	0	2	2	0	0	0	0	1	1	0	11								
3	Michele Bosi  ITA Beta 250	94	0	0	0	0	5	0	3	2	0	0	0	1	0	2	13	26	02:47:36	20	3	2	3	2	2
		0	0	0	0	3	0	1	5	0	0	0	3	1	0	0	13								
4	Daniel Berntsen  NOR Sherco 300	76	0	0	0	0	3	0	3	1	0	0	0	5	1	0	13	35	02:16:10	19	3	0	4	4	4
		0	0	0	0	3	5	3	5	0	0	0	5	1	0	0	22								
5	Tomas Sørensen  NOR Sherco 125 Team: Team Motorsyklisten	78	0	0	0	0	3	0	3	2	0	0	0	1	3	0	12	36	02:54:35	19	2	1	4	4	4
		0	0	0	0	3	0	5	5	0	0	0	5	1	5	0	24								
6	Dominik Wünsch  CZE GasGas 300	92	0	0	0	0	1	0	3	2	0	5	0	5	5	5	26	36	03:39:47	18	2	4	2	4	4
		0	0	0	0	0	0	2	2	0	0	0	3	2	1	0	10								
7	Kaspars V rnieks  LAT Sherco 300	89	0	0	0	0	5	1	3	1	0	0	0	2	2	5	19	37	02:42:02	17	4	2	3	4	4
		0	0	0	0	3	0	3	5	0	0	0	5	1	1	0	18								
8	Rafal Luberd  POL Sherco 300 Team: Sherco Polska	88	0	0	0	0	3	0	3	5	0	0	0	3	1	2	18	40	02:10:34	15	4	1	8	2	2
		0	0	0	0	3	0	3	3	0	0	1	3	5	3	1	22								
9	Jacob-Olaus Vold Gunvaldsen  NOR Beta 125	79	0	5	0	0	3	5	2	0	0	1	5	1	0	0	22	42	03:03:55	17	4	1	2	6	6
		0	0	0	0	5	5	3	1	0	0	0	5	1	0	0	20								
10	Leevi Paajanen  FIN Beta 125	85	0	0	0	0	3	0	5	5	0	0	0	5	0	3	21	44	03:34:16	18	1	2	3	6	6
		0	0	1	0	5	0	3	5	0	0	0	5	2	2	0	23								
11	Anton Folkesson  SWE GasGas 300	77	0	0	0	0	3	0	2	5	0	1	0	5	0	5	21	44	03:03:04	17	1	1	7	4	4
		0	0	0	0	5	0	3	3	0	3	0	3	3	3	0	23								
12	Morten Opstrup Andersen  DEN Jotagas 300	84	0	0	0	0	5	1	5	3	0	0	0	5	2	0	21	48	02:51:35	16	2	2	4	6	6
		0	2	0	0	3	0	3	5	0	5	0	5	1	3	0	27								

Trial European Championship, Borås 2013-08-17 -- 18
Result for class: FIM Europe Trial International Class

Pos.				No.	1	2	3	4	5	6	7	8	9	10	11	12	13	14	15	Lap	P	Total	0	1	2	3	5	
13	Tommi Kallio  FIN	GasGas	280	91	0	0	0	5	3	2	3	3	0	5	0	3	0	2	0	26			51	03:35:20				
					0	1	0	0	3	0	3	3	0	0	1	5	3	3	3	25				13	2	2	10	3
14	Sara Trentini  ITA	Beta	250	93	0	0	1	0	5	1	5	2	5	0	0	3	3	3	0	28			63	03:01:34				
					0	0	1	1	5	0	5	5	2	3	0	3	5	5	0	35				11	4	2	5	8
15	Sofia Henriksson  SWE	Beta	125	95	1	5	5	3	5	2	5	5	1	2	0	5	5	5	0	49			91	03:12:45				
					5	2	3	0	5	0	5	5	0	0	0	5	2	5	5	42				7	2	4	2	15
16	Didzis Gundulis  LAT	GasGas	280	90	0	1	0	0	5	5	5	5	0	2	0	5	3	5	5	41			20	03:42:10				
					0	5	1	0	5	3	5	5	1	2	0	5	3	5	1	41				8	4	2	3	13
	Kristian Jørgensen  DEN	Beta	300	83	0	3	1	0	5	2	5	5	5	5	0	5	3	5	---			RET						
	Kristian Haugland  NOR	Sherco	125	87	0	0	0	0	3	1	5								---				3	1	1	2	7	
	Per Markusson  SWE	Montesa	300	81															---			DNS						
																			---				0	0	0	0	0	