














 <b>TRIAL DES NATIONS 2004</b>   																								
trial des nations - sections final																								
SPAIN																								
MC.S2					CORDOBA										25/09/04									
2 x 10 + 2 x 4 sections		Sections										Lap	T	Total	Number of									
		1	2	3	4	5	6	7	8	9	10				5*	0	1	2	3	5	5*	20		
1	FFM	France		0	3	4	0	0	6	0	1	0	0	0	14	0	23	33	11	4	7	5	0	0
				0	1	5	1	0	1	0	1	0	0	0	9	Average = 0.58			Time = 5 h 20 m 25 s					
				6	7	0	1	0	14	3	5	0	0	0	8	0	22	12	2	1	4	5	0	0
				Average = 0.98					Time = 4 h 105 m 16 s					45	45	13	5	11	10	0	0			
BERTRAND Claire (Gas Gas) - JOURNET Marilyne (Gas Gas) - STAGE Marlene (Sherco)																								
2	MFJ	Japan		0	1	4	0	0	2	0	2	0	1	0	10	0	27	29	13	4	10	4	0	0
				1	1	5	0	0	6	1	3	0	0	0	17	Average = 0.68			Time = 5 h 32 m 18 s					
				2	8	0	0	0	10	2	6	0	0	0	8	0	18	12	4	1	2	5	0	0
				Average = 0.90					Time = 5 h 22 m 23 s					45	41	17	5	12	9	0	0			
HAGIWARA Marico (Scorpa) - NISHIMURA Aya (Scorpa) - TAKAHASHI Maya (Montesa)																								
3	RFME	Spain		3	2	3	0	1	5	0	1	3	1	0	19	0	30	26	7	2	3	22	0	0
				0	1	1	1	0	5	0	1	0	2	0	11	Average = 0.75			Time = 17 h 43 m 40 s					
				0	5	1	2	0	8	5	5	0	0	0	10	0	18	11	1	1	0	11	0	0
				Average = 0.94					Time = 52 h 39 m 1 s					48	37	8	3	3	33	0	0			
CALDERER Carla (Montesa) - SANCHEZ Dolores (Sherco) - SANZ Laia (Montesa)																								

 <b>TRIAL DES NATIONS 2004</b>   																						
trial des nations - sections final																						
SPAIN																						
MC.S2					CORDOBA										25/09/04							
2 x 10 + 2 x 4 sections		Sections										Number of										
		1	2	3	4	5	6	7	8	9	10	5*	Lap	T	Total	0	1	2	3	5	5*	20
4	NMF  Norway	0	2	6	1	0	6	0	1	0	0	0	16	0	37	26	9	6	14	5	0	0
		0	6	6	1	2	2	0	4	0	0	0	21	Average = 0.93			Time = 5 h 47 m 46 s					
		5	10	0	0	0	15	4	8	0	0	0	12	0	27	8	2	3	4	7	0	0
		Average = 1.31					Time = 9 h 26 m 13 s					64	34	11	9	18	12	0	0			
DYRKORN Lene (Gas Gas) - FLÅ Kjesty (Gas Gas) - MINKEN SIRI (Montesa)																						
5	ACU  Great Britain	1	3	6	3	0	10	0	1	1	0	0	25	0	50	20	10	4	11	12	0	0
		2	6	5	1	0	8	0	3	0	0	0	25	Average = 1.25			Time = 5 h 49 m 49 s					
		4	10	0	0	0	14	4	8	5	3	0	20	0	34	7	3	0	5	9	0	0
		Average = 1.69					Time = 59 h 44 m 9 s					84	27	13	4	16	21	0	0			
SUNTER Katy (Gas Gas) - COOK Rebecca (Gas Gas) - FOX Donna (Sherco)																						
6	CMA  Canada	2	5	8	3	2	8	0	2	2	0	0	32	0	64	16	7	6	11	20	0	0
		3	8	3	1	0	8	0	1	5	3	0	32	Average = 1.60			Time = 6 h 22 m 13 s					
		-	-	-	-	-	-	-	-	-	-	-	-	-	-	-	-	-	-	-	-	-
		Average = -					Time = -					-	-	-	-	-	-	-	-			
WILLIAMS Christy (Gas Gas) - WILLIAMS Kerry (Gas Gas) - WALL Heather (Gas Gas)																						

 <b>TRIAL DES NATIONS 2004</b>   																						
trial des nations - sections final																						
SPAIN																						
MC.S2		CORDOBA										25/09/04										
2 x 10 + 2 x 4 sections		Sections										Number of										
		1	2	3	4	5	6	7	8	9	10	5*	Lap	T	Total	0	1	2	3	5	5*	20
7	DMSB  Germany	1	6	6	3	3	8	0	2	5	1	0	35	0	67	15	7	4	9	5	0	20
		1	5	10	3	1	3	1	2	6	0	0	32	Average = 1.68			Time = 17 h 7 m 39 s					
		-	-	-	-	-	-	-	-	-	-	-	-	-	-	-	-	-	-	-	-	-
		Average = -					Time = -					-	-	-	-	-	-	-	-	-	-	-
KRÄMER Iris (Gas Gas) - KRÄMER Ute (Gas Gas) - LEOTTA Rosita (Gas Gas)																						
8	AMA  United States	1	6	8	3	2	8	0	4	5	2	0	39	0	90	10	4	7	22	17	0	0
		6	4	6	8	3	10	0	6	3	5	0	51	Average = 2.25			Time = 7 h 12 m 8 s					
		-	-	-	-	-	-	-	-	-	-	-	-	-	-	-	-	-	-	-	-	-
		Average = -					Time = -					-	-	-	-	-	-	-	-	-	-	-
BRADFORD Nicole (Gas Gas) - EVANS DEBBIE (Leavitt) (Sherco) - FORSLEY Louise (Sherco)																						
9	FMI  Italy	6	6	6	6	2	10	2	5	3	3	0	49	0	92	7	3	7	28	15	0	0
		3	6	6	6	2	6	3	5	3	3	0	43	Average = 2.30			Time = 6 h 28 m 23 s					
		-	-	-	-	-	-	-	-	-	-	-	-	-	-	-	-	-	-	-	-	-
		Average = -					Time = -					-	-	-	-	-	-	-	-	-	-	-
ALBERTINI Deborah (Sherco) - RIVERA Sara (Beta) - SBRANA Alessandra (Montesa)																						

 <b>TRIAL DES NATIONS 2004</b>   																										
trial des nations - sections final																										
SPAIN																										
MC.S2					CORDOBA										25/09/04											
2 x 10 + 2 x 4 sections		Sections										Lap	T	Total	Number of											
		1	2	3	4	5	6	7	8	9	10				5*	0	1	2	3	5	5*	20				
10 FNM		<i>Portugal</i>		6	10	10	10	6	10	4	10	10	10	0	86	0	171	0	1	1	13	45	0	0		
				6	10	10	10	6	10	5	8	10	10	0	85	Average = 4.28			Time = 7 h 8 m 39 s							
				-	-	-	-	-	-	-	-	-	-	-	-	-	-	-	-	-	-	-	-	-	-	-
				Average = -					Time = -					-	-	-	-	-	-	-	-	-	-	-	-	-
MATOS Ligia (Gas Gas) - SILVA Fatima (Sherco) - SIMOES Suzana (Gas Gas)																										